


How To Write Songs For Beginners: The Ultimate Guide to Crafting Compelling Melodies and Lyrics

Music has the power to touch our hearts, inspire our souls, and connect us with others. Songwriting is an art form that allows us to express our thoughts, feelings, and experiences through melody and words. Whether you're a seasoned musician or just starting your musical journey, this comprehensive guide will empower you to master the fundamentals of songwriting and create songs that resonate with your audience.



SONGWRITING FOR NOVICES: How to Write Songs for Beginners

★★★★★ 5 out of 5

Language	: English
File size	: 4462 KB
Text-to-Speech	: Enabled
Screen Reader	: Supported
Enhanced typesetting	: Enabled
Word Wise	: Enabled
Print length	: 25 pages
Lending	: Enabled



Chapter 1: The Song Structure

Every song has a structure, a framework that guides the flow of the music and lyrics. Understanding the basic song structure will help you organize your ideas and create a coherent composition. We will explore common

song structures, such as verse-chorus-bridge, and discuss the role of each section in building a compelling narrative.

Chapter 2: Creating Catchy Melodies

A memorable melody is the heart of a great song. In this chapter, we will delve into the art of melody writing. You'll learn about scales, harmony, and rhythm, and discover techniques for creating melodies that capture the attention of your listeners. We'll also cover advanced techniques for adding depth and variation to your melodies.

Chapter 3: Crafting Meaningful Lyrics

Lyrics have the power to convey a wide range of emotions, stories, and messages. In this chapter, we will explore the art of writing lyrics that are both personal and universally relatable. You'll learn about different lyrical devices, such as metaphors, similes, and personification, and discover techniques for crafting lyrics that resonate with your audience.

Chapter 4: The Creative Process

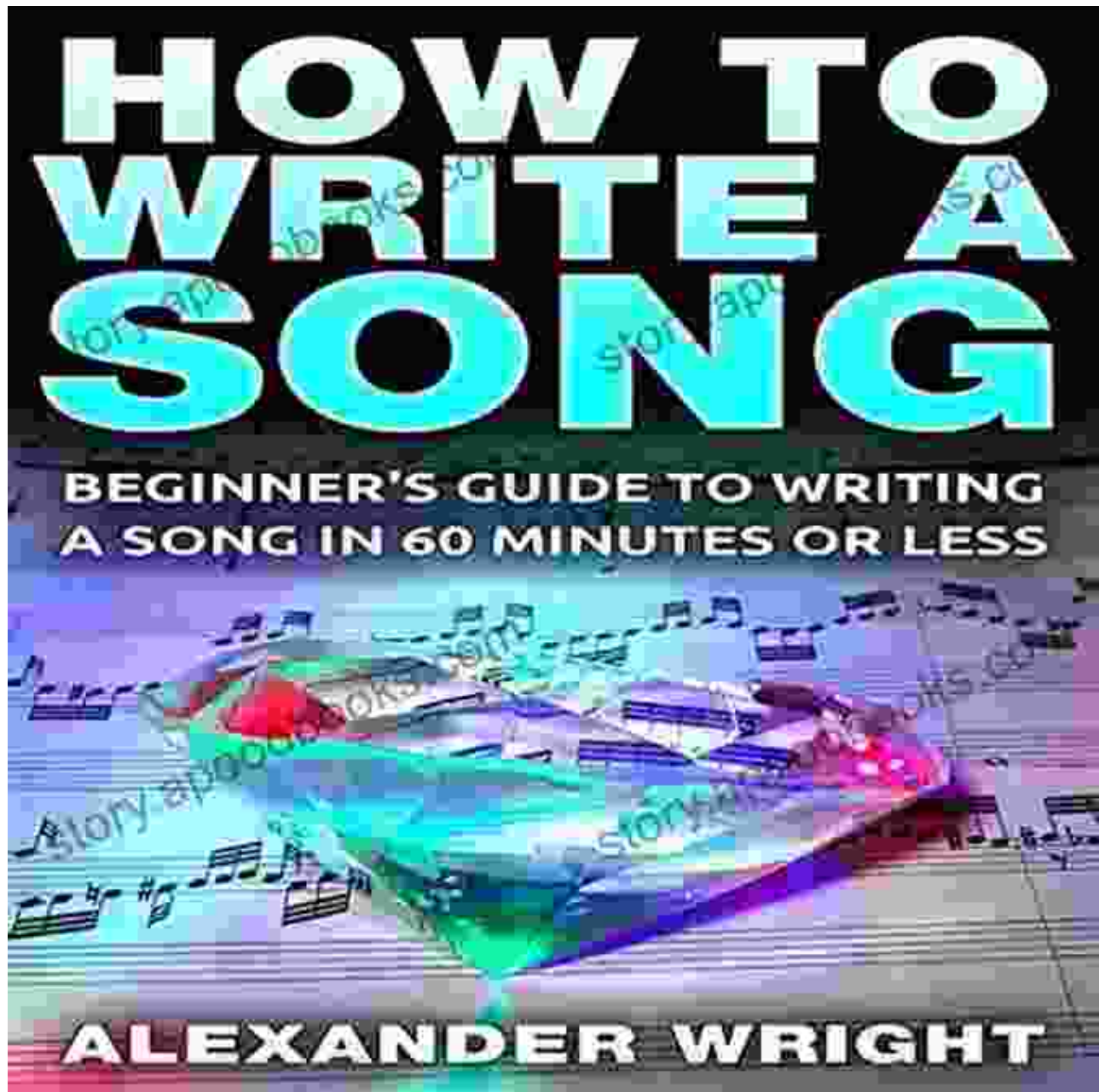
Songwriting is not just about following rules; it's also about unleashing your creativity and finding your own unique voice. In this chapter, we will discuss the writing process, including different approaches to brainstorming ideas, dealing with writer's block, and finding inspiration in the world around you. We'll also cover the importance of feedback and how to use it to improve your songwriting.

Chapter 5: Bringing It All Together

Now that you have a solid understanding of the fundamentals of songwriting, it's time to bring it all together and write your own songs. In this

final chapter, we will guide you through the process of assembling your music and lyrics into a finished song. We'll discuss recording techniques, mixing, and mastering, and help you get your songs out there to the world.


Unlock your musical potential and start writing songs that connect with your audience with our comprehensive guide. Follow the step-by-step instructions, practice regularly, and embrace the creative process. Whether you aspire to write for yourself or share your music with the world, this book will empower you to master the art of songwriting and bring your musical dreams to life.



Free Download your copy of How To Write Songs For Beginners today and embark on your musical journey!


Visit our website for more information and resources.

SONGWRITING FOR NOVICES: How to Write Songs for Beginners



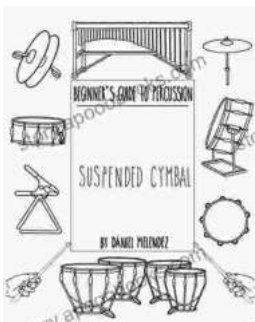
★★★★★ 5 out of 5

Language : English
File size : 4462 KB
Text-to-Speech : Enabled
Screen Reader : Supported
Enhanced typesetting : Enabled
Word Wise : Enabled
Print length : 25 pages
Lending : Enabled



Unlock Your Inner Musician: The Ultimate Guide to Learning Guitar for Beginners

Embark on a Musical Journey Are you ready to embark on an extraordinary musical adventure? The guitar, with its enchanting melodies and rhythmic...



Quick Reference Guide To Percussion Instruments And How To Play Them

Unleash your inner rhythm with our comprehensive guide to the world of percussion instruments! Whether you're a seasoned musician or just starting your musical...