

Practical Guide for Teaching the Saxophone to Beginners

Embark on a Musical Journey with the Saxophone

The saxophone, with its distinctive golden hue and mellow sound, has captivated musicians and audiences alike for over a century. Whether you're a complete novice or an aspiring artist, this comprehensive guide will empower you to unlock the secrets of this enchanting instrument and embark on a lifelong musical journey.



A Practical Guide for Teaching the Saxophone to Beginners by Lyle Rebbeck

★★★★★ 5 out of 5

Language : English
File size : 4253 KB
Text-to-Speech : Enabled
Screen Reader : Supported
Enhanced typesetting : Enabled
Word Wise : Enabled
Print length : 120 pages



Chapter 1: Anatomy of the Saxophone

- Discover the various parts of the saxophone, from mouthpiece to bell
- Understand the function of each key and its role in producing sound
- Learn proper assembly and disassembly techniques for optimal instrument care

Chapter 2: Embouchure and Breathing

- Establish a comfortable and efficient embouchure, the foundation of saxophone playing
- Master proper breathing techniques to support prolonged playing and improve sound quality

li>Develop diaphragm control for sustained notes and dynamic phrasing

Chapter 3: Basic Fingering Techniques

- Learn the fundamental fingerings for each note in all three registers
- Practice scales and intervals to improve dexterity and intonation
- Explore the use of alternate fingerings for versatility and expressiveness

Chapter 4: Tone Production and Articulation

- Discover the secrets to producing a rich, resonant tone
- Learn various articulation techniques, such as tonguing, slurring, and double tonguing
- Enhance your phrasing and expression through dynamic control

Chapter 5: Practice Regimes and Troubleshooting

- Develop effective practice routines for steady improvement
- Learn common troubleshooting techniques for addressing intonation, tone quality, and other playing issues

- Establish a regular maintenance schedule to ensure your saxophone remains in peak condition

Chapter 6: Musical Theory for Saxophonists

- Gain a fundamental understanding of music theory, including scales, chords, and rhythm
- Learn to read and interpret musical notation effectively
- Enhance your improvisational skills through a grasp of music theory

Chapter 7: Exploring Different Styles

- Discover the rich tapestry of saxophone styles, from classical to jazz and beyond
- Learn the techniques and nuances associated with each style
- Expand your musical horizons and develop your own unique voice on the saxophone


: Your Path to Saxophone Mastery

This comprehensive guide provides you with a solid foundation in saxophone playing. Through its detailed instructions, practical exercises, and invaluable insights, you'll gain the knowledge and skills to unlock the instrument's full potential. Whether you aspire to perform on stage, jam with friends, or simply enjoy the sheer joy of making music, this guide will empower you to achieve your musical dreams.

Embark on your saxophone journey today and experience the transformative power of music. Let this guide be your trusted companion,

leading you towards a lifetime of musical exploration and artistic expression.

Free Download your copy now and unleash the saxophonist within you!




A Practical Guide for Teaching the Saxophone to Beginners by Lyle Rebbeck

★★★★★ 5 out of 5

Language : English
File size : 4253 KB
Text-to-Speech : Enabled
Screen Reader : Supported
Enhanced typesetting : Enabled
Word Wise : Enabled
Print length : 120 pages

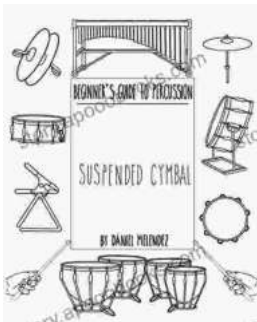
FREE

DOWNLOAD E-BOOK



Unlock Your Inner Musician: The Ultimate Guide to Learning Guitar for Beginners

Embark on a Musical Journey Are you ready to embark on an extraordinary musical adventure? The guitar, with its enchanting melodies and rhythmic...



Quick Reference Guide To Percussion Instruments And How To Play Them

Unleash your inner rhythm with our comprehensive guide to the world of percussion instruments! Whether you're a seasoned musician or just starting your musical...