


Successfully Apply To Ophthalmology Specialty Training

Ophthalmology is a highly competitive specialty, and getting into a training program can be a challenge. However, with the right preparation and guidance, you can increase your chances of success.



Successfully Apply to Ophthalmology Specialty Training

★★★★☆ 4.6 out of 5

Language	: English
File size	: 541 KB
Text-to-Speech	: Enabled
Screen Reader	: Supported
Enhanced typesetting	: Enabled
Print length	: 73 pages
Lending	: Enabled



This guide will provide you with everything you need to know about the application process, from start to finish. We will cover the following topics:

- The application timeline
- The application requirements
- How to write a strong personal statement
- How to prepare for the interview
- What to expect on match day

The Application Timeline

The application timeline for ophthalmology specialty training varies depending on the country you are applying to. In the United States, the application process begins in September of your final year of medical school. The deadline for submitting your application is typically in December.

In the United Kingdom, the application process begins in October of your final year of medical school. The deadline for submitting your application is typically in January.

It is important to start preparing for your application early. This will give you plenty of time to gather the necessary materials and write a strong personal statement.

The Application Requirements

The application requirements for ophthalmology specialty training vary depending on the country you are applying to. However, there are some general requirements that are common to most programs.

- A medical degree from an accredited medical school
- A strong academic record
- Letters of recommendation from ophthalmologists
- A personal statement
- An interview

In addition to these general requirements, some programs may also require you to submit additional materials, such as a research portfolio or a teaching statement.

How to Write a Strong Personal Statement

The personal statement is one of the most important parts of your application. This is your opportunity to tell the admissions committee who you are, why you are interested in ophthalmology, and why you would be a good fit for their program.

When writing your personal statement, be sure to:

- Be yourself. Don't try to be someone you're not.
- Be specific. Don't just say that you're interested in ophthalmology. Explain why you're interested in the field and what you hope to achieve as an ophthalmologist.
- Be passionate. Your personal statement should reflect your passion for ophthalmology. Let the admissions committee know why you're so excited about this field.
- Be concise. Your personal statement should be no more than two pages long.
- Proofread carefully. Make sure there are no errors in your personal statement before you submit it.

How to Prepare for the Interview

The interview is your chance to make a personal connection with the admissions committee. This is your opportunity to show them who you are

and why you would be a good fit for their program.

To prepare for the interview, be sure to:

- Research the program. Learn as much as you can about the program's history, mission, and faculty.
- Practice answering common interview questions. There are a number of resources available online that can help you prepare for the interview.
- Dress professionally. First impressions matter, so make sure you dress appropriately for the interview.
- Be yourself. The admissions committee wants to get to know the real you, so don't try to be someone you're not.

What to Expect on Match Day

Match day is the day when you find out where you will be completing your ophthalmology residency training. This is a very exciting day, but it can also be stressful.


To prepare for match day, be sure to:

- Rank your programs in Free Download of preference. This will help you match to your top choice program.
- Attend the match day ceremony. This is a great way to celebrate your success and meet your fellow ophthalmologists.
- Be prepared to move. Once you match to a program, you will need to move to the city where the program is located.

Applying to ophthalmology specialty training can be a challenging process, but it is also very rewarding. With the right preparation and guidance, you can increase your chances of success.

This guide has provided you with everything you need to know about the application process, from start to finish. We hope that this information has been helpful.

Good luck on your application!




Successfully Apply to Ophthalmology Specialty Training

★★★★☆ 4.6 out of 5

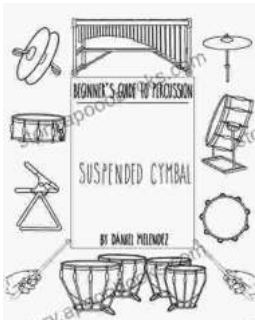
Language : English
File size : 541 KB
Text-to-Speech : Enabled
Screen Reader : Supported
Enhanced typesetting : Enabled
Print length : 73 pages
Lending : Enabled





Unlock Your Inner Musician: The Ultimate Guide to Learning Guitar for Beginners

Embark on a Musical Journey Are you ready to embark on an extraordinary musical adventure? The guitar, with its enchanting melodies and rhythmic...



Quick Reference Guide To Percussion Instruments And How To Play Them

Unleash your inner rhythm with our comprehensive guide to the world of percussion instruments! Whether you're a seasoned musician or just starting your musical...