


The Ultimate Guide to Duck Farming: A Comprehensive Method for Home and Market Growers

Raising ducks can be a rewarding and profitable venture for both home growers and market producers. These versatile birds provide a variety of benefits, including:

* Delicious, nutritious eggs * Rich, flavorful meat * Effective pest control *
Natural fertilization for gardens



RAISING DUCKS: The Method On How To Raise Ducks For Home And Market Growers by Kirk Williams

★★★★★ 5 out of 5

Language : English
File size : 1236 KB
Text-to-Speech : Enabled
Screen Reader : Supported
Enhanced typesetting: Enabled
Print length : 19 pages
Lending : Enabled

FREE

DOWNLOAD E-BOOK





However, raising ducks successfully requires a combination of knowledge, skill, and proper management practices. In this comprehensive guide, you'll discover the essential steps and techniques for raising healthy, productive ducks from hatchlings to maturity, whether you're a beginner or an experienced poultry farmer.

Chapter 1: Choosing the Right Ducks

The first step in raising ducks is choosing the right breed. Different breeds have different characteristics, such as egg production, meat quality, and hardiness. Some popular breeds include:

* **Pekin Ducks:** Large, dual-purpose breed with excellent egg production and meat quality. * **Indian Runner Ducks:** Medium-sized, egg-laying breed

known for its upright posture and prolific laying. * **Muscovy Ducks:** Large, meaty breed with dark, flavorful meat and a calm temperament. * **Khaki Campbell Ducks:** Medium-sized, dual-purpose breed with good egg production and meat quality.

Consider your goals, climate, and available space when selecting a breed.

Chapter 2: Raising Ducklings

Proper care for ducklings is crucial for their health and development. This includes:

* **Brooding:** Ducklings require a warm, draft-free environment during their first few weeks of life. Provide a brooder with a heat source and clean bedding. * **Feeding:** Ducklings need a high-protein diet. Offer a commercial starter feed and access to fresh water at all times. * **Water:** Ducklings need access to clean, shallow water for drinking and bathing.

Chapter 3: Growing Ducks to Maturity

Once ducklings are fully feathered, they can be moved to outdoor pens or enclosures. Growing ducks require:

* **Housing:** Ducks need a secure shelter with adequate space, ventilation, and protection from predators. * **Feeding:** Gradually reduce protein levels in the diet as ducks grow. Provide a balanced ration of grains, vegetables, and supplements. * **Water:** Ducks need access to fresh water at all times. Provide a waterer or pond with clean, unfrozen water.

Chapter 4: Egg Production

Ducks typically start laying eggs around 6-8 months of age. To maximize egg production:

* **Provide Nesting Boxes:** Ducks need private, clean nesting boxes filled with soft bedding. * **Lighting:** Ducks need 14-16 hours of daylight to stimulate egg laying. Provide additional lighting during the winter months. * **Nutrition:** Ensure ducks have a balanced diet rich in calcium and other essential nutrients.

Chapter 5: Meat Production

If you're raising ducks for meat, it's important to:

* **Choose a Meat Breed:** Select a breed known for its meat quality and growth rate, such as Pekin or Muscovy ducks. * **Finishing:** Ducks typically reach market weight around 8-12 weeks of age. Increase feed intake in the last few weeks to improve meat quality. * **Processing:** Properly clean and prepare the ducks for market or personal consumption.

Chapter 6: Troubleshooting Common Issues

Raising ducks can involve some challenges. Common issues include:

* **Diseases:** Ducks can be susceptible to certain diseases. Practice good hygiene, vaccinate against common diseases, and seek veterinary advice when needed. * **Parasites:** Ducks can be affected by parasites such as worms and mites. Regular deworming and pest control measures are recommended. * **Predators:** Coyotes, foxes, and other predators can pose a threat to ducks. Protect your flock with fencing, guard dogs, or other deterrents.

Chapter 7: Profitability and Marketing


For market growers, raising ducks can be a profitable venture. Consider the following:

* **Marketing Channels:** Explore different channels for selling eggs or meat, such as farmers' markets, local restaurants, and online marketplaces. *

Pricing: Set competitive prices that reflect the quality and value of your products. *

* **Branding and Packaging:** Create a strong brand and attractive packaging to differentiate your products in the market.

Raising ducks can be a rewarding experience, providing food, income, and companionship. By following the methods outlined in this comprehensive guide, you can successfully raise healthy, productive ducks from hatchlings to maturity. Whether you're a home grower or a market producer, this essential resource will empower you with the knowledge and skills to make your duck farming venture a success.



RAISING DUCKS: The Method On How To Raise Ducks For Home And Market Growers by Kirk Williams


★★★★★ 5 out of 5

Language : English
File size : 1236 KB
Text-to-Speech : Enabled
Screen Reader : Supported
Enhanced typesetting : Enabled
Print length : 19 pages
Lending : Enabled

FREE

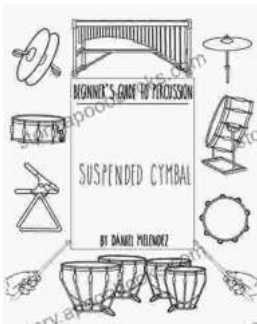
DOWNLOAD E-BOOK





Unlock Your Inner Musician: The Ultimate Guide to Learning Guitar for Beginners

Embark on a Musical Journey Are you ready to embark on an extraordinary musical adventure? The guitar, with its enchanting melodies and rhythmic...



Quick Reference Guide To Percussion Instruments And How To Play Them

Unleash your inner rhythm with our comprehensive guide to the world of percussion instruments! Whether you're a seasoned musician or just starting your musical...