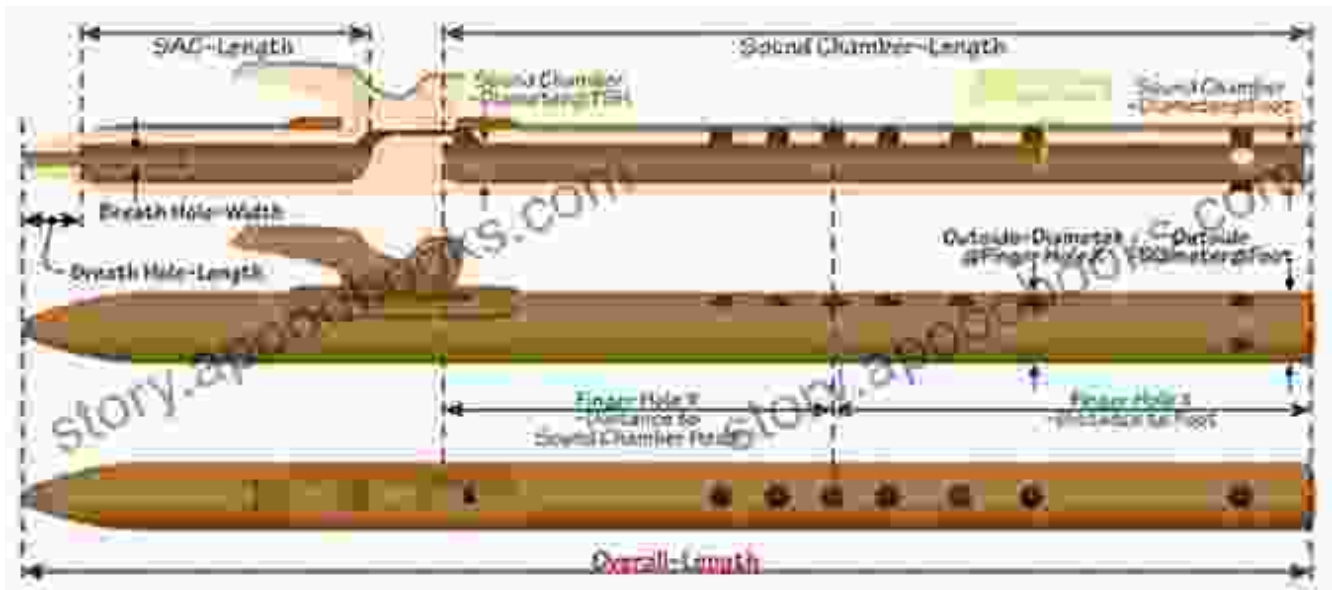


# Unlock the Enchanting World of Flute Mastery: A Comprehensive Guide to Playing with Precision and Passion

Are you eager to embark on a musical journey with the captivating flute? In this comprehensive guide, we delve into every aspect of playing this exquisite instrument, empowering you to transform mere notes into enchanting melodies that captivate audiences.

## Unveiling the Anatomy of a Flute



## Flute Acoustics: Tips Of Playing Music Using A Flute

★★★★★ 5 out of 5

Language : English  
File size : 281 KB  
Text-to-Speech : Enabled  
Screen Reader : Supported  
Enhanced typesetting : Enabled  
Word Wise : Enabled  
Print length : 94 pages

Lending

: Enabled



Before embarking on our musical adventure, let's acquaint ourselves with the components that comprise this elegant instrument:

- **Headjoint:** The mouthpiece of the flute, where you direct your breath to create sound.
- **Body:** The main cylindrical tube that houses the keys and holes.
- **Keys:** Finger pads that cover holes, altering the length of the vibrating air column to produce different notes.
- **Footjoint:** The bottom section of the flute, which affects the instrument's intonation.

## Finding the Perfect Flute for You



Choosing the right flute is paramount for a fulfilling playing experience. Consider these factors:

- **Type of Flute:** Different flute types exist, including the C flute, alto flute, and bass flute, each with unique characteristics and tonalities.

- **Material:** Flutes are typically made of silver, gold, or platinum, which influence their sound quality and durability.
- **Brand:** Reputable brands like Yamaha, Gemeinhardt, and Powell offer a range of flutes catering to different levels and styles of playing.
- **Budget:** Flutes can range in price from beginner models to professional-grade instruments. Set a budget that aligns with your financial capability and playing aspirations.

## Embarking on a Musical Odyssey: Learning to Play the Flute



Now comes the exciting part – learning to play the flute! Here are a few tips to guide you along the way:

- **Find a Qualified Instructor:** A skilled flute teacher can provide personalized guidance, correct bad habits, and accelerate your progress.
- **Practice Regularly:** Consistent practice is key to developing your technique and muscle memory.
- **Start with Simple Exercises:** Begin with basic fingerings and scales to build a strong foundation.
- **Listen to Professional Recordings:** Analyze the performances of renowned flautists to absorb their techniques and musicality.

## Advanced Flute Techniques for Mastering the Instrument



As your skills progress, explore these advanced techniques to enhance your musical expression:

- **Trilling:** A rapid alternation between two adjacent notes.

- **Vibrato:** A slight, periodic variation in pitch to add depth and expressiveness.
- **Articulations:** Techniques like tonguing and staccato that shape the attack and release of notes.
- **Extended Techniques:** Innovative approaches that incorporate unusual fingerings and sounds, such as flutter-tonguing and circular breathing.

## The Flute's Captivating Roles in Various Musical Genres




The flute's versatility shines through its presence in a wide range of musical genres:

- **Classical Music:** A cornerstone of orchestral and chamber music, the flute often carries intricate melodies and solos.

- **Jazz:** In jazz ensembles, the flute adds improvisational flair and rhythmic drive.
- **Folk Music:** The flute's earthy tones blend seamlessly into traditional and Celtic music.
- **Popular Music:** From pop ballads to rock anthems, the flute brings a distinct and evocative touch.

## **Maintaining Your Flute for Optimal Performance**



Caring for your flute ensures its longevity and preserves its pristine condition:

- **Regular Cleaning:** Clean the headjoint, body, and footjoint with a soft cloth and cleaning rod to remove moisture and debris.



- **Lubrication:** Apply key oil to the moving parts to prevent sticking and ensure smooth operation.
- **Avoid Extreme Temperatures:** Protect your flute from extreme heat or cold, which can affect its intonation and materials.
- **Professional Inspection:** Periodically have your flute inspected by a qualified technician for adjustments and repairs.

Embarking on a flute-playing journey is a rewarding endeavor that fills your life with beautiful melodies and enchanting musical moments. By comprehending the instrument's anatomy, selecting the perfect flute, and practicing with dedication, you can unlock your musical potential and share the joy of flute playing with the world.

And as a reminder, your journey begins with our comprehensive guide, "Tips of Playing Music Using Flute." This invaluable resource provides an in-depth exploration of every aspect of flute playing, empowering you to become a confident and expressive musician. Immerse yourself in the world of the flute today and let its enchanting melodies inspire you.



## Flute Acoustics: Tips Of Playing Music Using A Flute

★★★★★ 5 out of 5

Language	: English
File size	: 281 KB
Text-to-Speech	: Enabled
Screen Reader	: Supported
Enhanced typesetting	: Enabled
Word Wise	: Enabled
Print length	: 94 pages
Lending	: Enabled

FREE


DOWNLOAD E-BOOK





## Unlock Your Inner Musician: The Ultimate Guide to Learning Guitar for Beginners

Embark on a Musical Journey Are you ready to embark on an extraordinary musical adventure? The guitar, with its enchanting melodies and rhythmic...



## Quick Reference Guide To Percussion Instruments And How To Play Them

Unleash your inner rhythm with our comprehensive guide to the world of percussion instruments! Whether you're a seasoned musician or just starting your musical...