

# Unlock the Joy of Music: Beginner Violin Theory for Children Two


Welcome to the enchanting world of violin theory, where young musicians embark on an exhilarating adventure of musical knowledge and skill development. "Beginner Violin Theory for Children Two" is the second installment in a captivating series that unlocks the fundamentals of violin playing, igniting a passion for music in young hearts.

Let's begin our journey by exploring the intricate anatomy of a violin. From the graceful scroll to the resonant body, each component plays a crucial role in producing beautiful melodies.

- **Scroll:** The elegant curve that adorns the top of the violin, providing a point of attachment for the tuning pegs.
- **Tuning Pegs:** These pegs are used to adjust the tension of the strings, tuning the violin to create perfect pitch.
- **Neck:** The slender neck connects the scroll to the body and features the fingerboard, where the strings are pressed to create different notes.
- **Fingerboard:** This smooth, varnished surface is where the musician's fingers dance, producing the desired melodies.
- **Bridge:** The bridge is a small, arched piece of wood that supports the strings, allowing them to vibrate and resonate.
- **Body:** The body is the heart of the violin, where the vibrations of the strings are amplified and produce a rich, resonant sound.

- **Sound Holes:** The two f-shaped holes on the front of the body allow the sound waves to escape, creating the captivating melodies.

Just like words form sentences, musical notes are arranged on a special grid called the note ledger.



## Beginner Violin Theory for Children, Book Two

★★★★☆ 4.7 out of 5

Language : English  
File size : 493 KB  
Text-to-Speech : Enabled  
Screen Reader : Supported  
Enhanced typesetting : Enabled  
Print length : 205 pages



- **Lines:** The five horizontal lines represent specific musical notes.
- **Spaces:** The four spaces between the lines also represent musical notes.
- **Clef:** A clef is a symbol placed on the ledger to indicate the range of notes that will be played.

By understanding the note ledger, young musicians can easily identify musical notes and comprehend musical notation.

The language of music consists of a series of symbols called notes. Each note has a distinct pitch and duration, creating a tapestry of sound.

- **Noteheads:** The filled-in or hollow circles indicate the pitch of the note.

- **Stems:** The vertical lines attached to noteheads show the direction and duration of the note.
- **Flags:** The small flags attached to stems indicate shorter note durations.

Learning the language of notes empowers young violinists to interpret musical notation and express themselves through the instrument.

Music is not only about pitch but also about rhythm and tempo.

- **Rhythm:** The organized pattern of long and short notes creates the rhythmic framework of music.
- **Tempo:** The speed at which music is played affects its mood and character.

Understanding rhythm and tempo allows young musicians to play music with accuracy and expression.

As young musicians progress, they will encounter more advanced topics such as:

- **Scales:** A series of ascending or descending notes that form a musical framework.
- **Intervals:** The distance between two notes, which create different melodic and harmonic effects.
- **Articulations:** Techniques that control the attack, release, and duration of notes, adding expression to the music.


Exploring these advanced topics expands the musical knowledge and capabilities of young violinists.

"Beginner Violin Theory for Children Two" is an indispensable guide that paves the path for musical growth and discovery. Through engaging lessons, vivid illustrations, and interactive exercises, young violinists will:

- Master the anatomy of a violin
- Comprehend the note ledger
- Decipher the language of notes
- Understand rhythm and tempo
- Explore advanced musical concepts

This book is not merely a textbook but a catalyst for a lifelong love of music. By nurturing the musical talents of children, we unlock their potential to create beauty, express emotions, and connect with the world around them through the transformative power of music.

Join us on this exhilarating musical journey and witness the magic of Beginner Violin Theory for Children Two. Empower young minds to soar on the wings of melody and rhythm, discovering the joy and wonder that music brings.



## Beginner Violin Theory for Children, Book Two

★★★★☆ 4.7 out of 5

Language : English

File size : 493 KB

Text-to-Speech : Enabled


Screen Reader : Supported

Enhanced typesetting : Enabled

Print length : 205 pages

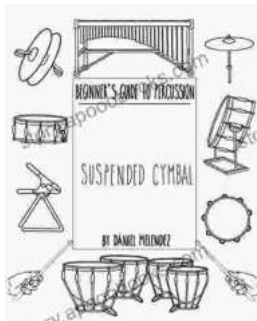
FREE

DOWNLOAD E-BOOK



## Unlock Your Inner Musician: The Ultimate Guide to Learning Guitar for Beginners

Embark on a Musical Journey Are you ready to embark on an extraordinary musical adventure? The guitar, with its enchanting melodies and rhythmic...



## Quick Reference Guide To Percussion Instruments And How To Play Them

Unleash your inner rhythm with our comprehensive guide to the world of percussion instruments! Whether you're a seasoned musician or just starting your musical...